

Greenspace Alliance of Canada's Capital: **Municipal Election Survey**

- ▶ Municipal candidates in each ward were asked to provide their opinion on topics regarding greenspace issues that are expected to come before council during the next term
- ▶ This document highlights each candidates overall **awareness** of greenspace issues, the level of **importance** placed on greenspace issues, and their **commitment** to supporting greenspace
- ▶ Of the 102 candidates, 50 participated in this survey
- ▶ Overall, the results show that, while the level of candidate awareness was mixed, candidates put a high degree of importance on greenspace issues. Over 80 percent of the 50 respondents said that green space was “extremely important” for residents of their ward and the other 19 percent said it was “very important”
- ▶ For full survey results visit: <http://greenspace-alliance.ca/>

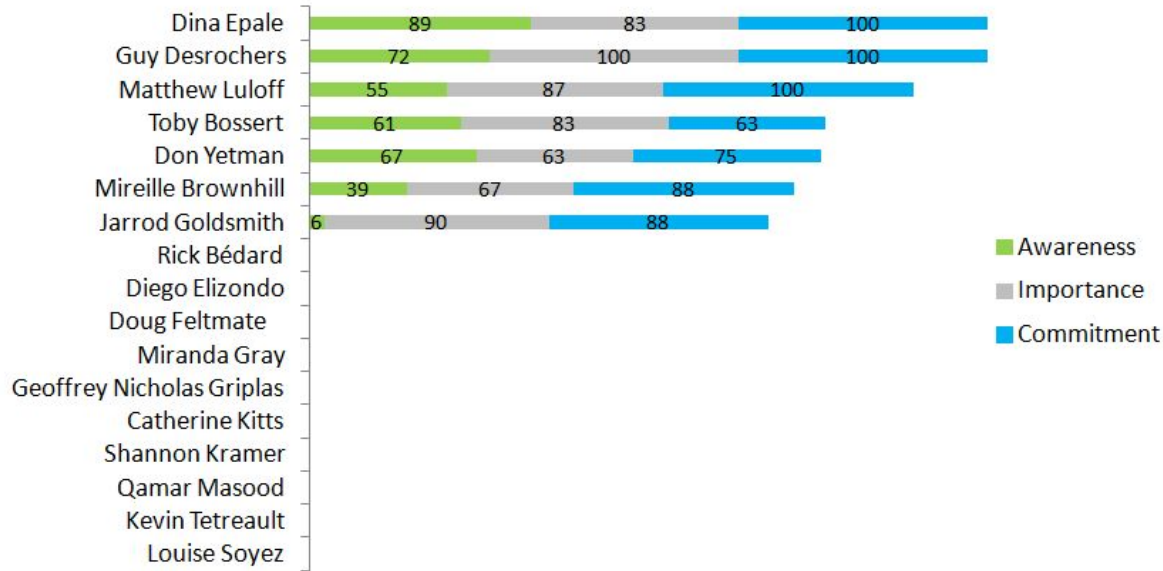
Municipal Election Survey: Methodology

To calculate the overall awareness, importance and commitment municipal candidates place on greenspace issues the following calculations were used:

- ▶ The **awareness** score was calculated from questions asking candidates about their awareness of certain greenspace issues. Answers were coded on a scale of 0-3, with "not at all aware" scored as a 0, "somewhat aware" as a 1, "moderately aware" as a 2, and "very aware" as a 3. Candidates' total scores were expressed as a percentage of the total possible point score of 18 (i.e., 6 questions x 3 points each).
- ▶ The **importance** score was calculated from questions asking candidates about how important they thought certain greenspace issues were. Answers were coded on a scale of 1-5, with "not at all important" scored as a 1, "not so important" as a 2, "somewhat important" as a 3, and "very important" as a 4 and "extremely important" as a 5. Candidates' total scores were expressed as a percentage of the total possible point score of 30 (i.e., 6 questions x 5 points each).
- ▶ The **commitment** score was calculated from questions asking candidates if they would support certain greenspace issues if elected. Answers were coded on a binary 0-1 scale, with answers in support of greenspace coded as 1 and answers not in support of greenspace coded as 0. Candidates' total scores were expressed as a percentage of the total possible point score of 8 (i.e., 8 questions x 1 point each).
- ▶ These scores are represented on the following slides on stacked bar charts with a maximum score of 300 (i.e., with a maximum score of 100 for each awareness, importance, and commitment).

To see the full questionnaire go to: <http://greenspace-alliance.ca/>

Support for Greenspace: Ward 1



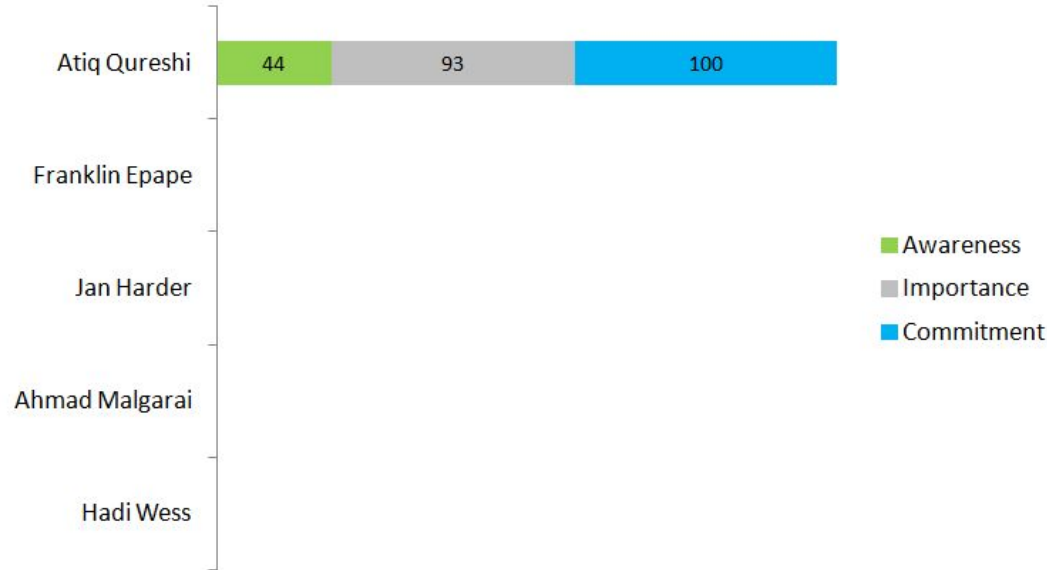
Municipal candidates in each ward were asked to provide their opinion on topics regarding greenspace issues that are expected to come before council during the next term. The chart above highlight each candidates overall **awareness** of greenspace issues, the level of **importance** placed on greenspace issues, and their **commitment** to supporting greenspace.

Support for Greenspace: Ward 2



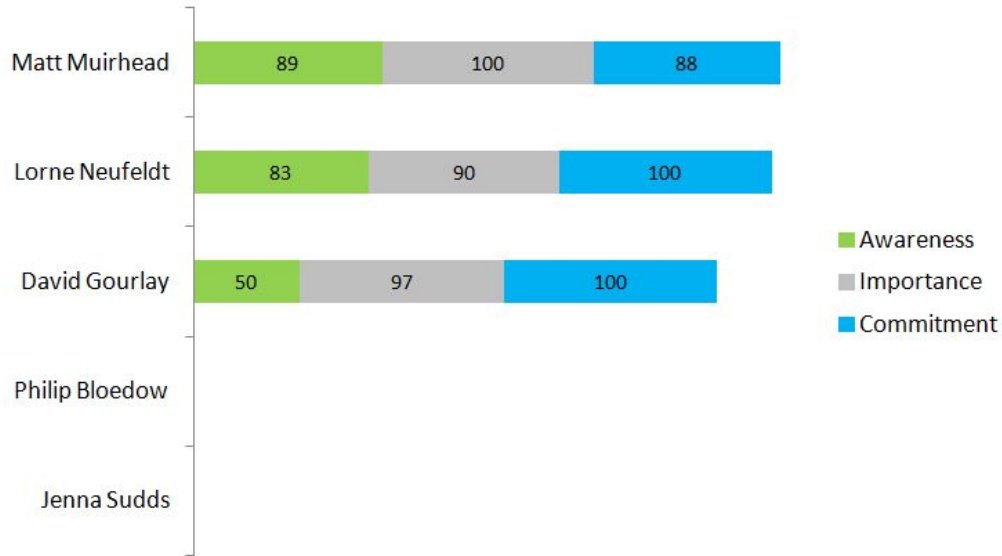
Municipal candidates in each ward were asked to provide their opinion on topics regarding greenspace issues that are expected to come before council during the next term. The chart above highlight each candidates overall **awareness** of greenspace issues, the level of **importance** placed on greenspace issues, and their **commitment** to supporting greenspace.

Support for Greenspace: Ward 3



Municipal candidates in each ward were asked to provide their opinion on topics regarding greenspace issues that are expected to come before council during the next term. The chart above highlight each candidates overall **awareness** of greenspace issues, the level of **importance** placed on greenspace issues, and their **commitment** to supporting greenspace.

Support for Greenspace: Ward 4



Municipal candidates in each ward were asked to provide their opinion on topics regarding greenspace issues that are expected to come before council during the next term. The chart above highlights each candidate's overall **awareness** of greenspace issues, the level of **importance** placed on greenspace issues, and their **commitment** to supporting greenspace.

Support for Greenspace: Ward 5



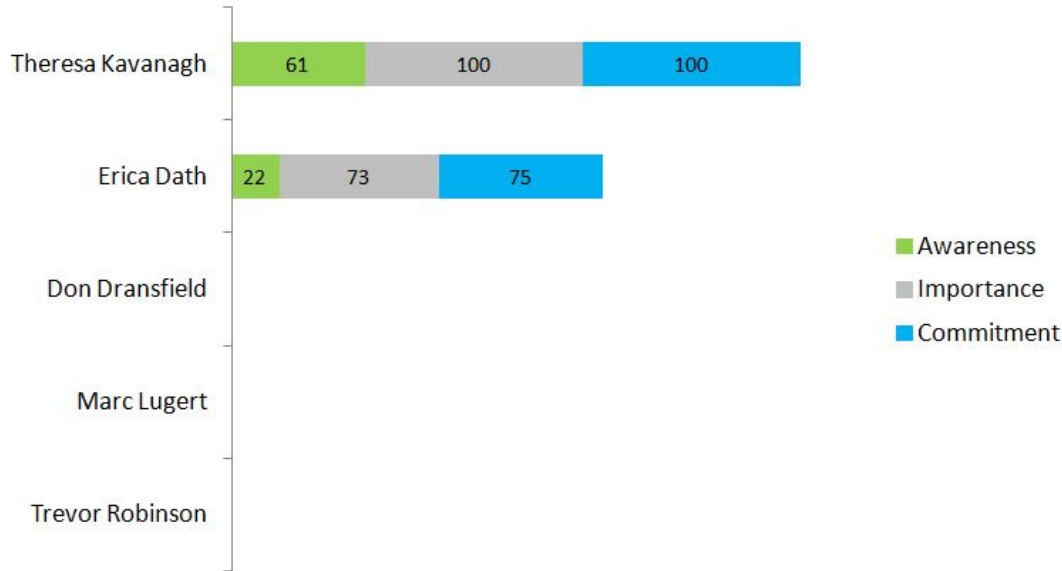
Municipal candidates in each ward were asked to provide their opinion on topics regarding greenspace issues that are expected to come before council during the next term. The chart above highlight each candidates overall **awareness** of greenspace issues, the level of **importance** placed on greenspace issues, and their **commitment** to supporting greenspace.

Support for Greenspace: Ward 6



Municipal candidates in each ward were asked to provide their opinion on topics regarding greenspace issues that are expected to come before council during the next term. The chart above highlight each candidates overall **awareness** of greenspace issues, the level of **importance** placed on greenspace issues, and their **commitment** to supporting greenspace.

Support for Greenspace: Ward 7



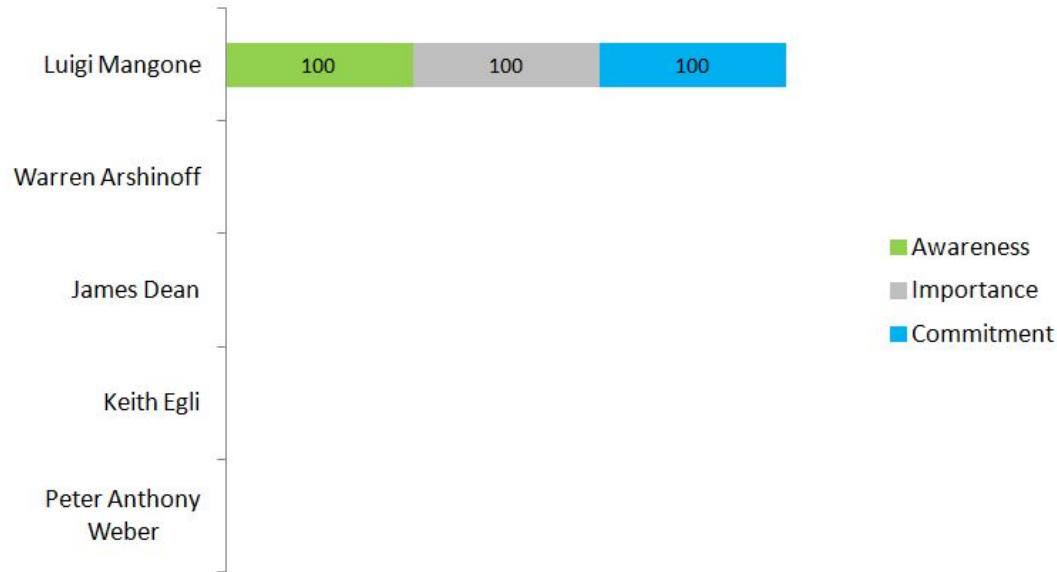
Municipal candidates in each ward were asked to provide their opinion on topics regarding greenspace issues that are expected to come before council during the next term. The chart above highlight each candidates overall **awareness** of greenspace issues, the level of **importance** placed on greenspace issues, and their **commitment** to supporting greenspace.

Support for Greenspace: Ward 8



Municipal candidates in each ward were asked to provide their opinion on topics regarding greenspace issues that are expected to come before council during the next term. The chart above highlight each candidates overall **awareness** of greenspace issues, the level of **importance** placed on greenspace issues, and their **commitment** to supporting greenspace.

Support for Greenspace: Ward 9



Municipal candidates in each ward were asked to provide their opinion on topics regarding greenspace issues that are expected to come before council during the next term. The chart above highlight each candidates overall **awareness** of greenspace issues, the level of **importance** placed on greenspace issues, and their **commitment** to supporting greenspace.

Support for Greenspace: **Ward 10**

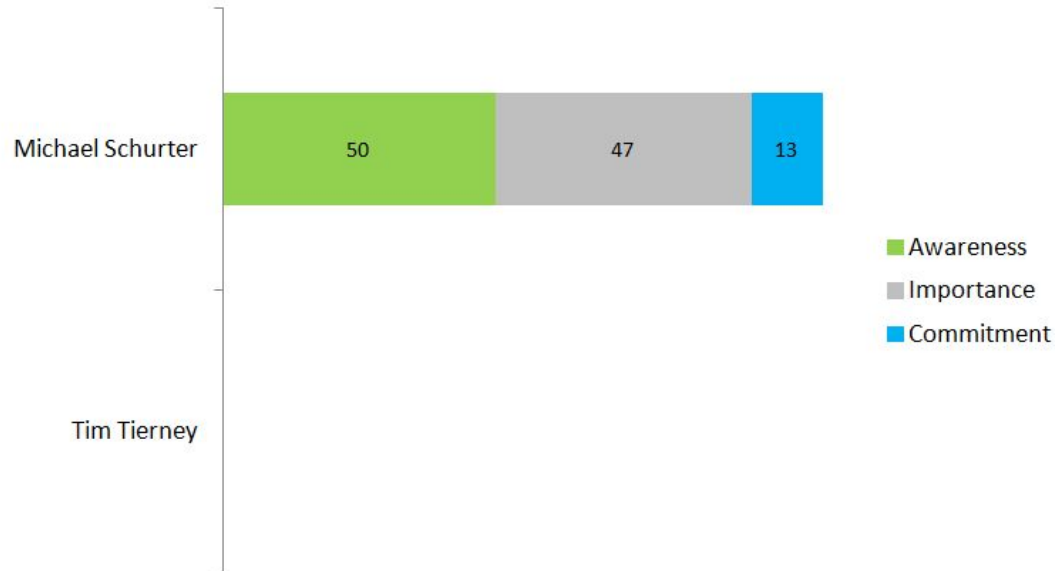
***Ward 10 candidates did not participate in the survey**

Municipal candidates in each ward were asked to provide their opinion on topics regarding greenspace issues that are expected to come before council during the next term. The chart above highlight each candidates overall **awareness** of greenspace issues, the level of **importance** placed on greenspace issues, and their **commitment** to supporting greenspace.

For full survey results go to: <http://greenspace-alliance.ca/>

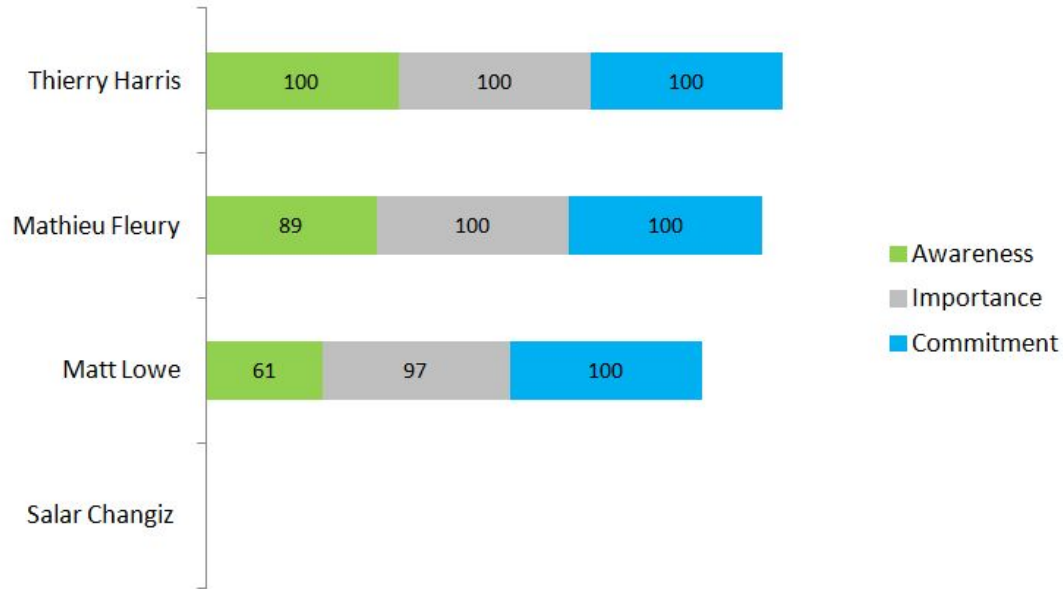
Source: Greenspace Alliance 2018 Municipal Election Survey

Support for Greenspace: Ward 11



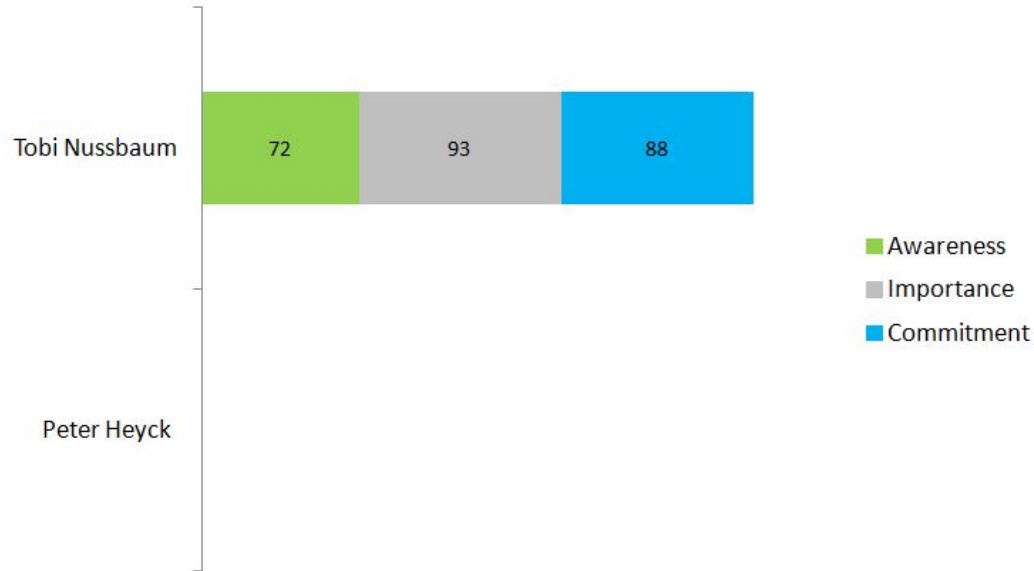
Municipal candidates in each ward were asked to provide their opinion on topics regarding greenspace issues that are expected to come before council during the next term. The chart above highlight each candidates overall **awareness** of greenspace issues, the level of **importance** placed on greenspace issues, and their **commitment** to supporting greenspace.

Support for Greenspace: Ward 12



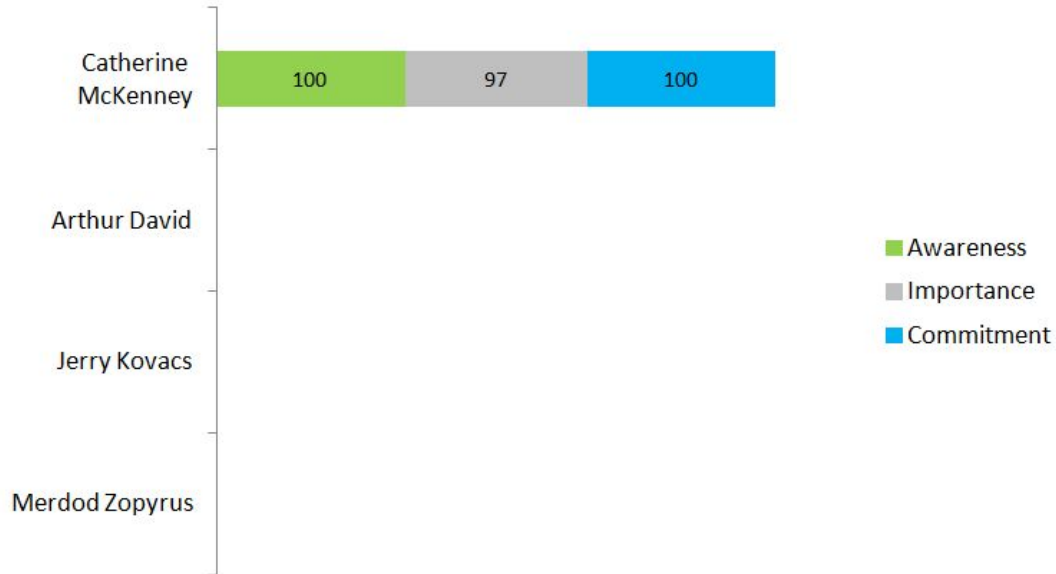
Municipal candidates in each ward were asked to provide their opinion on topics regarding greenspace issues that are expected to come before council during the next term. The chart above highlights each candidate's overall **awareness** of greenspace issues, the level of **importance** placed on greenspace issues, and their **commitment** to supporting greenspace.

Support for Greenspace: Ward 13



Municipal candidates in each ward were asked to provide their opinion on topics regarding greenspace issues that are expected to come before council during the next term. The chart above highlight each candidates overall **awareness** of greenspace issues, the level of **importance** placed on greenspace issues, and their **commitment** to supporting greenspace.

Support for Greenspace: Ward 14



Municipal candidates in each ward were asked to provide their opinion on topics regarding greenspace issues that are expected to come before council during the next term. The chart above highlight each candidates overall **awareness** of greenspace issues, the level of **importance** placed on greenspace issues, and their **commitment** to supporting greenspace.

Support for Greenspace: Ward 15



Municipal candidates in each ward were asked to provide their opinion on topics regarding greenspace issues that are expected to come before council during the next term. The chart above highlight each candidates overall **awareness** of greenspace issues, the level of **importance** placed on greenspace issues, and their **commitment** to supporting greenspace.

Support for Greenspace: Ward 16



Municipal candidates in each ward were asked to provide their opinion on topics regarding greenspace issues that are expected to come before council during the next term. The chart above highlight each candidates overall **awareness** of greenspace issues, the level of **importance** placed on greenspace issues, and their **commitment** to supporting greenspace.

Support for Greenspace: Ward 17



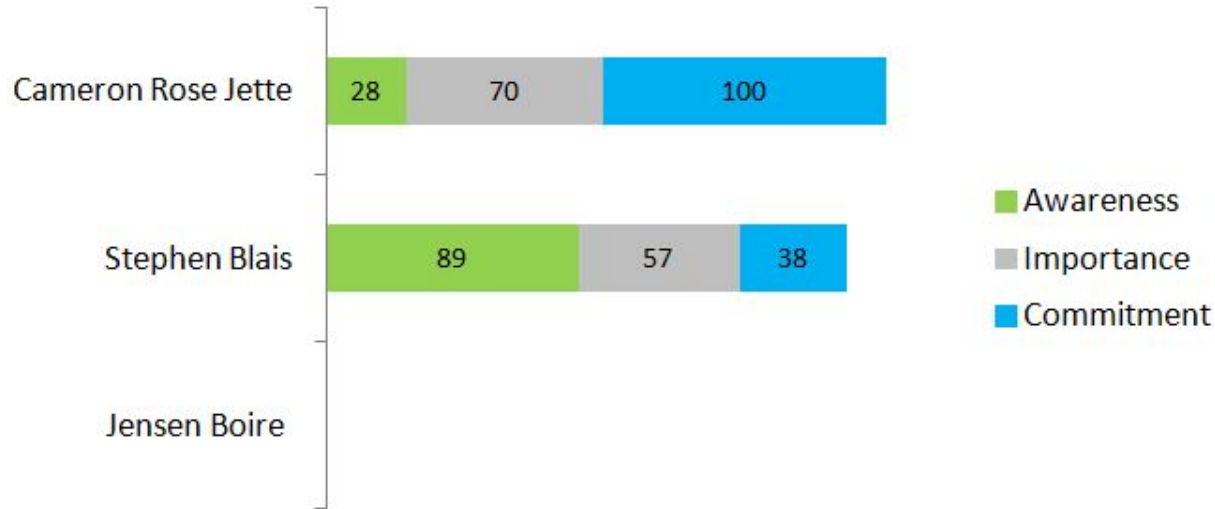
Municipal candidates in each ward were asked to provide their opinion on topics regarding greenspace issues that are expected to come before council during the next term. The chart above highlight each candidates overall **awareness** of greenspace issues, the level of **importance** placed on greenspace issues, and their **commitment** to supporting greenspace.

Support for Greenspace: Ward 18



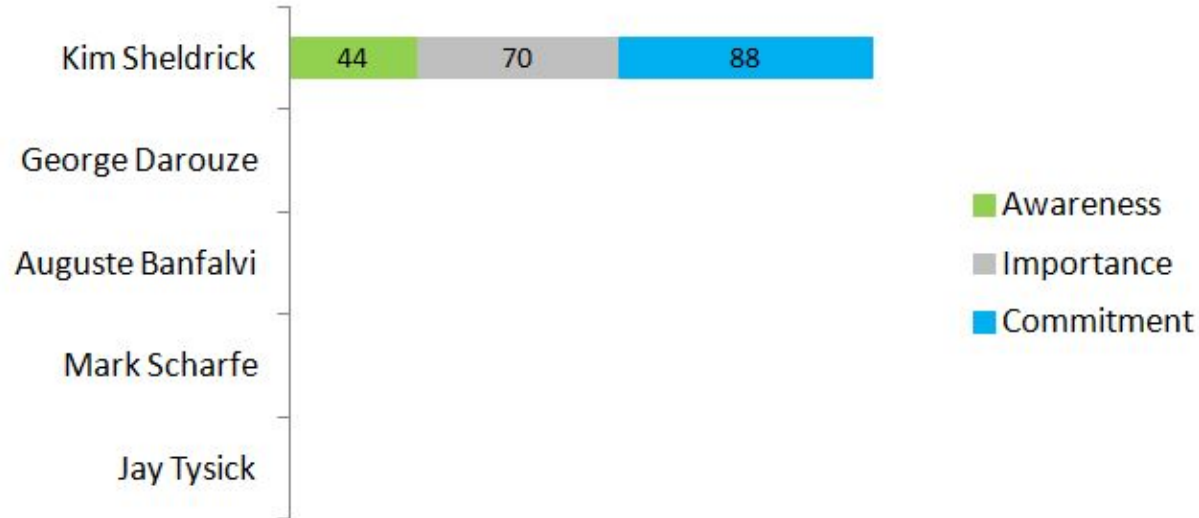
Municipal candidates in each ward were asked to provide their opinion on topics regarding greenspace issues that are expected to come before council during the next term. The chart above highlight each candidates overall **awareness** of greenspace issues, the level of **importance** placed on greenspace issues, and their **commitment** to supporting greenspace.

Support for Greenspace: Ward 19



Municipal candidates in each ward were asked to provide their opinion on topics regarding greenspace issues that are expected to come before council during the next term. The chart above highlight each candidates overall **awareness** of greenspace issues, the level of **importance** placed on greenspace issues, and their **commitment** to supporting greenspace.

Support for Greenspace: Ward 20



Municipal candidates in each ward were asked to provide their opinion on topics regarding greenspace issues that are expected to come before council during the next term. The chart above highlight each candidates overall **awareness** of greenspace issues, the level of **importance** placed on greenspace issues, and their **commitment** to supporting greenspace.

Support for Greenspace: **Ward 21**

***Ward 21 candidates did not participate in the survey**

Municipal candidates in each ward were asked to provide their opinion on topics regarding greenspace issues that are expected to come before council during the next term. The chart above highlight each candidates overall **awareness** of greenspace issues, the level of **importance** placed on greenspace issues, and their **commitment** to supporting greenspace.

For full survey results go to: <http://greenspace-alliance.ca/>

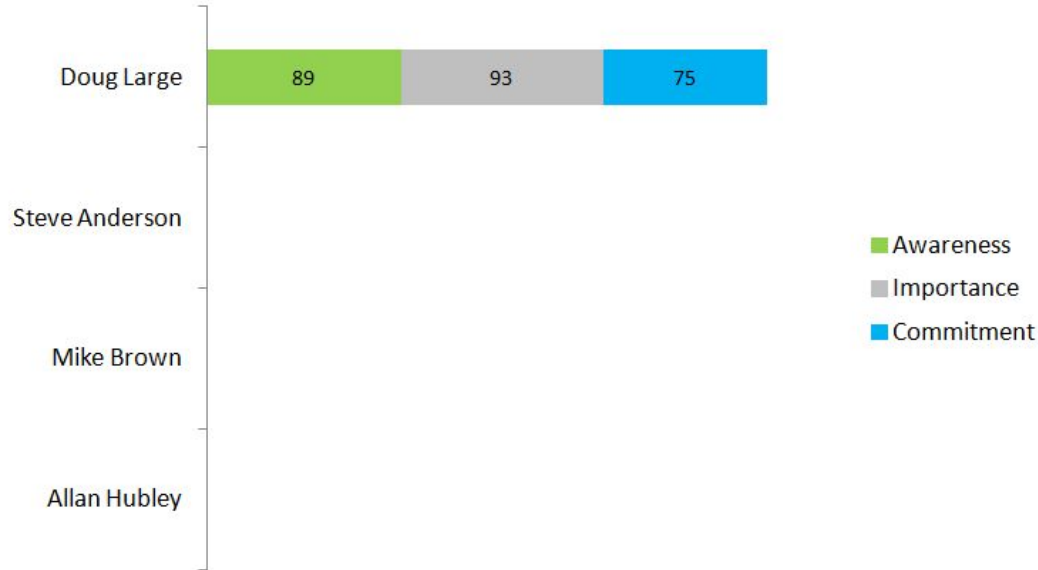
Source: Greenspace Alliance 2018 Municipal Election Survey

Support for Greenspace: Ward 22



Municipal candidates in each ward were asked to provide their opinion on topics regarding greenspace issues that are expected to come before council during the next term. The chart above highlight each candidates overall **awareness** of greenspace issues, the level of **importance** placed on greenspace issues, and their **commitment** to supporting greenspace.

Support for Greenspace: Ward 23



Municipal candidates in each ward were asked to provide their opinion on topics regarding greenspace issues that are expected to come before council during the next term. The chart above highlight each candidates overall **awareness** of greenspace issues, the level of **importance** placed on greenspace issues, and their **commitment** to supporting greenspace.